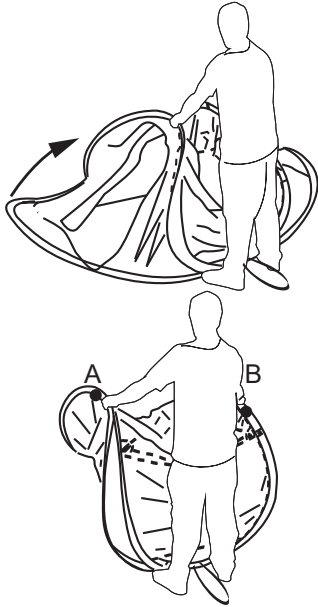


Packing Instructions-

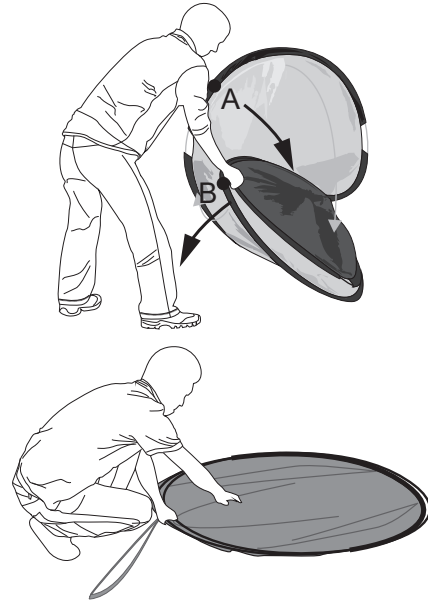
Step 1,

Bring together pole middle points on top and bottom. Grasp pole middle points as below show point A and B.




Step 2,

Twist and grasp point A and B. Push B point to bottom and over lap A point on B point to create one large loop.




Step 3,

Hold on the large loop, twist it to create two smaller loops.



Step 4

Fold and over lap one smaller loop on to the other, hold on to the two flapped loops and place elastic loop around tent to keep it compressed, this will make it easier for you to insert tent into carry bag.



Warning: Take care when opening as tent is under tension when packed and may spring open suddenly