

## SPECIFICATIONS

Model	Spinifex Lithium Rechargeable Fan 6"
Part no.	CR-8206-ANC
EAN / Article	9341235491739 / 90179033
Fan run time on high	Up to 3.5 hours
Fan run time on low	Up to 5 hours
Battery	7.4V 2000mAh lithium battery
DC power input	DC12V 2A max
AC power input	AC240V~50/60Hz
Battery charge time	8 to 12 hours
Dimensions	209L x 95W x 282H mm
Weight	1kg

## CLEANING

- ① Before cleaning the fan, ensure it is switched off and disconnected from a power source.
- ② Use a clean damp cloth only, do not use any abrasive cleaners or harsh chemicals.
- ③ Before storing the fan away, ensure every part is completely dry.

## Warranty

This product is guaranteed to be free from defects in workmanship & materials for a period of 12 months from the date of purchase. The product will be replaced or refunded for a major failure. The product will be repaired or replaced at our discretion, should the product fail to be of an acceptable quality and failure is not considered a major fault. Warranty will not apply if the product (a) is damaged through misuse (including failure to maintain), neglect, accident or ordinary wear and tear (including rust, corrosion, normal fading, weathering, staining, discolouration, scratching or chipping); (b) is damaged through exposure to heat; (c) is used commercially; (d) has not been used or installed in accordance with any applicable instructions; or (e) has been modified, repaired or tampered with by the purchaser of an unauthorised service person.

Our goods come with guarantees that cannot be excluded under the Australian Consumer Law. You are entitled to a replacement or refund for a major failure and for compensation for any other reasonably foreseeable loss or damage. You are also entitled to have the goods repaired or replaced if the goods fail to be of an acceptable quality and the failure does not amount to a major failure.

To claim under this warranty, please take this product to the Anaconda where you purchased it. You will need your receipt or other proof of purchase. Additional information may be requested of you to process your claim. Should you not be able to provide proof of purchase with a receipt; a bank or credit statement, and identification showing your name, address and signature may be required to process your claim. Any expense relating to the return of the product to the store will be at the expense of the customer. For online purchases, please contact us to arrange where and how to return the product.

To obtain compensation, you will need to provide documentary evidence of the loss or damages suffered, and documentary evidence that such loss or damage was a reasonably foreseeable consequence of a failure. Such evidence may include photographs, statutory declarations, receipts, reports (eg. from your doctor), depending on the loss or damage. The benefits given by this warranty are in addition to other rights and remedies under the Australian Consumer Law in relation to the goods and services to which this warranty relates.

Warranty excludes consumable replacement/serviceable parts (where applicable to the product) as detailed in the product instruction manual or packaging which are available for purchase.

This warranty is provided by:  
Anaconda Group Pty Ltd (ABN 53 955 173 782)  
Level 6, 111 Cecil Street, South Melbourne, VIC, 3205  
[www.anacondastores.com](http://www.anacondastores.com)  
Ph: 1300 558 990

# LITHIUM RECHARGEABLE FAN 6" USER MANUAL



# spinifex®

**IMPORTANT:** Read these instructions for use carefully before operating the fan, Keep these instructions for future reference.

### IMPORTANT

Charge the battery for a minimum of 8 hours before you first use the fan or if it hasn't been used for a long period of time. To maximise battery life, it is recommended to fully charge the battery every three months.



### SAFETY INFORMATION

- Place fan in well ventilated area when in use or when recharging the battery.
- Do not attempt to disassemble or replace the batteries.
- Repairs are only to be carried out by a qualified person.
- Do not expose to a heat source, rain or submerge into any liquid.
- If charging cords become damaged they must be replaced by a qualified person.
- This fan is not intended for use by persons (including children) with reduced physical, sensory or mental capabilities or lack of experience or knowledge.
- Children must be supervised at all times when around this fan.

### PRODUCT DETAIL

front view


back view



#### Parts list

- 6" Fan
- AC240V cable
- DC12V cable
- Manual/Warranty

### OPERATING GUIDE



#### Power source

Slide the switch right to select BATTERY or left to select 240V/12V [ensure one of the cables is plugged into a power source when selecting 240V/12V mode].


Note: The fan can run from AC240V/DC12V while charging the battery.

#### Fan control

Switch fan on and select speed, slide switch from OFF, left to LOW or right to HIGH speed.

#### Light control

Press the button to turn the light on or off.



#### Recharging the battery

- Connect either the DC12V vehicle charging cable or AC240V mains charging cable and switch the power source to 240V/12V.
- The charge indicator light will turn red to show the external power is available and the battery is charging.
- The charge indicator light will change from red to green once the battery is fully charged.



#### Adjustable stand

Pull the stand away from the fan all the way for the fan to stand upright, push fan towards the stand to angle fan.